

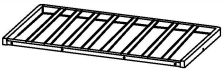

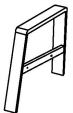

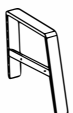






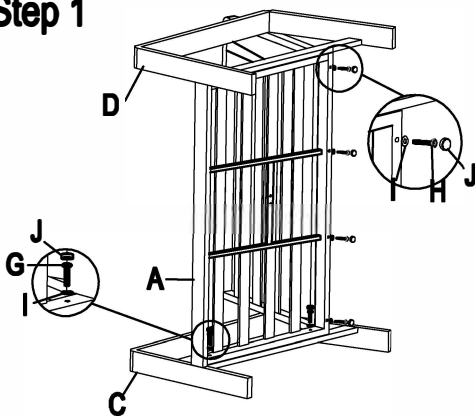
AUFBAUANLEITUNG

**JOSEF
STEINER**

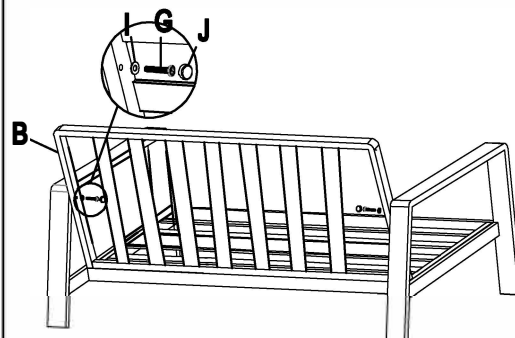
STÜCKLISTE

A	Sitzfläche 	1	F	Schraube 1 (M6*15mm) 	2
B	BACK 	1	G	Schraube 2 (M6*40mm) 	6
C	linke Armlehne 	1	H	Schraube 3 (M6*60mm) 	4
D	rechte Armlehne 	1	I	Unterlegscheibe 	12
E	Mittelfuß 	1	J	Kunststoffschraubenkappe 	12
			K	Innensechskantschlüssel 	1

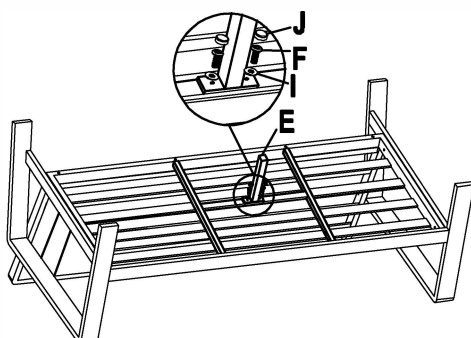
Step 1



Step 2



Step 3



Step 4

